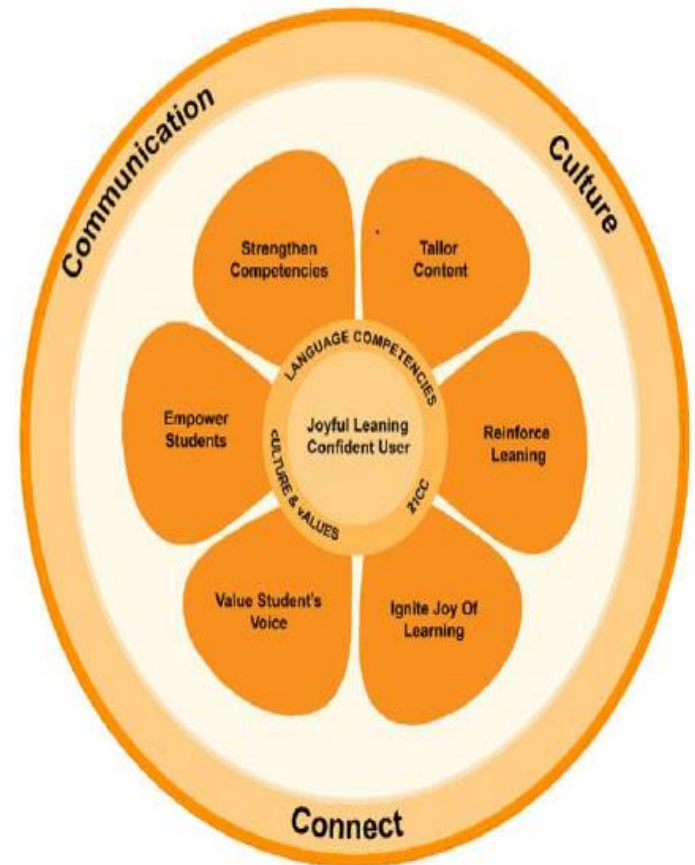


# **Rosyth School**

## **2024 Primary Mother Tongue Languages (MTL) Curriculum**

# 2024 Primary MTL Curriculum Framework

1. The 2024 New Primary MTL Curriculum which will be implemented next year starting with Primary 1, will **build on the strengths of the 2015 curriculum.**
2. The new curriculum will place greater focus on helping students to **experience the joy of learning MTL**, so as to motivate them to like and learn MTL for life.




**Joyful Learning, Confident User**

*2024 New Primary MTL Curriculum Framework*

# Key Feature #1

## Greater emphasis on 21st century competencies



**Textbook**

### Cross-Cultural Literacy

- Learning about the making of lumpia (Philippines' version of popiah)



**Big Book**

### Civic and Cross-Cultural Literacy

- Comparing spinning tops in Singapore and other countries (Malaysia, China and India)

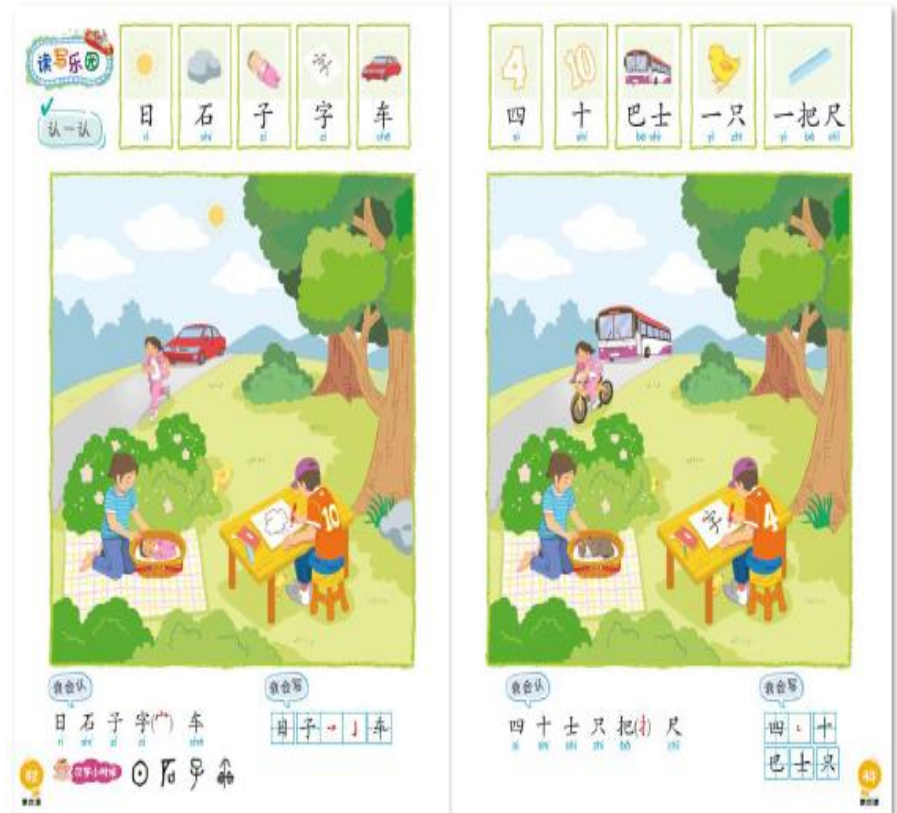
## Key Feature #2

Support students through visual, auditory and kinesthetic learning methods



### TL Digital Resource: Reading Pen

- Reinforce learning of TL letters
- Learn correct pronunciation of letters
- Promote self-directed learning
- Create more joyful learning experiences




### Printed Resource: Spot the Difference Game

- To learn by playing
- To improve word recognition by associating with pictures/visuals

# Key Feature #3

## Authentic contexts and materials

- Settings and contexts that students can relate to and to encourage them to use what they have learnt in their daily lives.



**Textbook**



- Students to describe and share their daily routines and good habits with their friends.

- Students to learn about canteen food and vocabulary they can use in conversations.

# Key Feature #3

Support students through visual, auditory and kinesthetic learning methods

Available in SLS




Digital Resource: e-Big Books with interactive features to develop Oracy Skills, and to promote reading at home

# Key Feature #4

Use of technology to sustain interest and encourage self-directed learning



CL Digital Resource: Hanyu Pinyin Animation



TL Digital Resource: Tongue Placement Videos



CL Digital Resource: Hanyu Pinyin Games



TL Digital Resource: AR Experience

ML Digital Resource:  
Bridging Videos



# Resources for Primary One



## Printed Resources

**Textbooks,  
Activity Books,  
Writing  
Exercise Books,  
Big Books,  
Small Readers**



## ICT Resources

**Animations, Videos,  
Audios, Songs and  
Rhymes,  
Animated Reading  
Texts, Interactive  
Games, etc**



## Toolkit


**Picture cards, Board  
Games, Letter/Word  
Cards, Character  
Cards, Grammar  
Cards, Letter  
Manipulatives,  
Reading Pen, etc**



# Examples of Learning Resources (Chinese)



# Examples of Learning Resources (Malay)



# Examples of Learning Resources (Tamil)



# Supporting your child in MTL Learning

- Tips for Parents *(video launching in Jan 2024)*



- Parents will receive more information on the new curriculum via MOE website and other platforms (e.g. schoolbag, Parent Gateway, schools' parent engagement sessions)

**SCHOOLBAG**  
THE EDUCATION NEWS SITE

Supporting Your Child Through the Primary 1 Journey



  
Parenting Resources

  
Parents Gateway



# Supporting your child in MTL Learning



Cultivate the love of reading MTL books, e.g. visit the library or borrow e-books



Encourage them to take small steps in learning MTL, e.g. read signs, listen to music



Do fun activities in MTL together, e.g. watch a film or performance



Provide a conducive environment for learning MTL, e.g. access to MTL music and books



# Learning Outcomes - For Mother Tongue Language in Rosyth

## Learning Outcomes – Semester One

### Listening

- Listen attentively to short, simple spoken content related to daily life

### Speaking

- Speak with correct pronunciation using vocabulary and sentence structures from Primary 1 texts
- Ask and/or respond to simple questions related to daily life

### Reading

- Recognise characters taught in Primary 1. (CL)/ Recognise words taught in Primary 1. (ML)/ Recognise letters and words taught in Primary 1. (TL)

## Learning Outcomes – Semester Two

### Listening

- Listen attentively to short, simple spoken content related to daily life

### Speaking

- Ask and/or respond to simple questions related to daily life

### Reading


- Read aloud Primary 1 texts with accuracy
- Understand Primary 1 texts and are able to identify some details with guidance

### Writing

- Write words, phrases and simple sentence(s) about daily life with guidance. (CL & ML)/ Write words and simple phrases with guidance.(TL)



# BAHASA MELAYU DARJAH 1



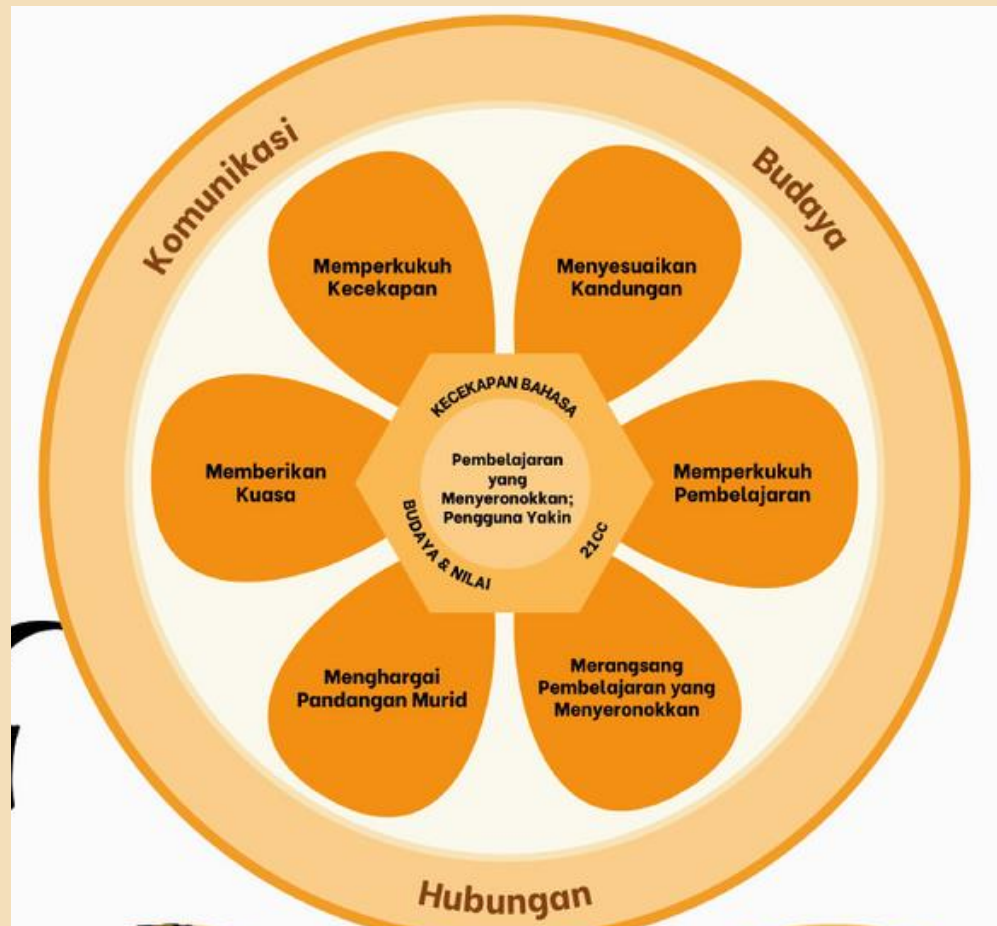
# GURU-GURU BAHASA MELAYU

- Cikgu Amirah (Ko-ordinator BM)
- Cikgu Hidayah (Guru Kanan)
- Cikgu Assyikin (Guru Darjah 1 2024)
- Cikgu Mahana
- Cikgu Zulfadi



# Cita

## PEMBELAJARAN YANG MENYERONOKKAN, PENGGUNA YANG YAKIN



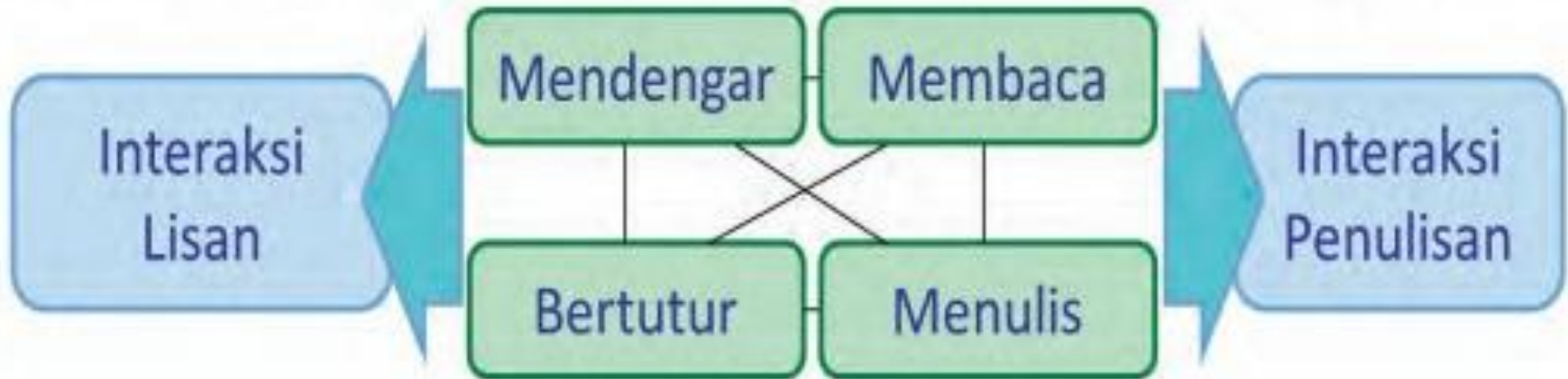
# Cita

## PEMBELAJARAN YANG MENYERONOKKAN, PENGGUNA YANG YAKIN

*Kemahiran Interaksi*

*Kemahiran Reseptif*

*Kemahiran Interaksi*



*Kemahiran Produktif*

## kemahiran bertutur

- cerita berdasarkan topik/tema (lisan)
- unjuk & ujar

## kemahiran membaca

- perkataan
- petikan teks

## kemahiran mendengar

- padankan gambar
- cerita pendek (MCQ)



## kemahiran interaksi lisan

- bahan rangsangan autentik
- perbincangan
- bertutur dengan rakan sebaya



## kemahiran menulis

- susun perkataan
- bina ayat



## kemahiran interaksi penulisan

- menulis kad

# PROGRAM UNIT BM

★ **NILAM@ROSYTH**



*Nadi ilmu,  
budaya &  
bahasa Melayu*

**VISI: NADI ILMU, BUDAYA & BAHASA MELAYU**

**ARIF  
BUDAYA**

**ARIF  
BAHASA**

**KELAB  
BACAAN**

# ★ PROGRAM NILAM@ROSYTH



**Arif Budaya**




Unit Bahasa Melayu  
Sekolah Rosyth

Objektif:

Murid dapat mengenal & menghargai  
kebudayaan Melayu

- Pertandingan untuk semua peringkat (P1-P6) melalui platform SLS.
- Program dijalankan pada penggal 2.

# ★ PROGRAM NILAM@ROSYTH ★




Objektif:

Murid dapat mengasah 4 kemahiran utama (bertutur, membaca, mendengar & berinteraksi) dan menjadi pengguna bahasa Melayu yang berkesan

- Murid harus menyelesaikan Kad Misi.
- Program dijalankan pada penggal 2&3



# ★ PROGRAM NILAM@ROSYTH ★



Objektif:

Menggalakkan para murid untuk membaca buku bahasa Melayu

- Program ini dijalankan di perpustakaan. (seminggu sekali)
- Murid akan membuat aktiviti-aktiviti di booklet.



# PELAN PENILAIAN



**TIADA  
PEMBERATAN  
(WEIGHTING)**

mengurangkan  
tekanan terhadap  
pelajar

**MAKLUM BALAS  
GURU AKAN  
DIBERIKAN**

untuk pelajar  
dan ibu bapa













**RUBRIK DAN  
SENARAI SEMAK  
AKAN  
DIBERIKAN**

penilaian sendiri  
penilaian rakan  
penilaian guru

# PENILAIAN KENDIRI

## Senarai Semak Kendiri

Arahan: Tandakan tik ✓ pada kotak yang sesuai.

Semasa bercerita, saya...			
mengucapkan <b>selamat petang</b> kepada guru-guru dan rakan-rakan. 			
kenalkan diri saya kepada penonton. 			
memandang ke arah kawan-kawan saya 			
bercerita dengan <b>jelas</b> . 			
bercerita dengan menggunakan <b>intonasi yang sesuai</b> . 			
yakin dan <b>bersenyum</b> ketika bercerita.  			
mengucapkan <b>terima kasih</b> pada akhir cerita.  			



# Penilaian Rakan Sebaya

Aktiviti Bercerita

Senarai Semak

Nama: .....


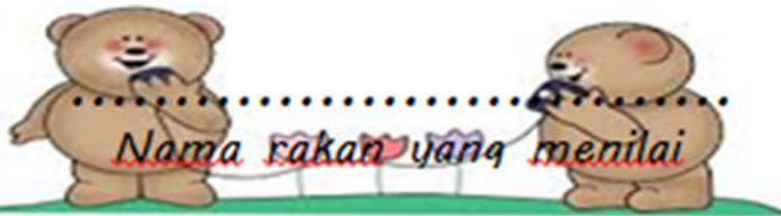
Suara jelas

Ayat lengkap

Perkataan digunakan sesuai

Isi baik

Respons diberikan sesuai




# PENILAIAN RAKAN



# PENILAIAN GURU

## Rubrik Penilaian Bacaan Lantang

Jalur Markah	😊	😊😊	😊😊😊	😊😊😊😊
Sebutan (4 markah)	Tidak jelas dan terlalu banyak kesilapan	Agak jelas tetapi banyak kesilapan	Jelas tetapi ada sedikit kesilapan.	Jelas dan betul
			✓	
Kelancaran (4 markah)	Tidak lancar dan lambat	Teragak-agak	Lancar	Sangat lancar
				✓
Suara (2 markah)	Perlahan dan kurang jelas	Lantang dan jelas		
		✓		
Jumlah Markah (10 markah)	9			



# **BAGAIMANA ANDA BOLEH MEMBANTU ANAK ANDA DI RUMAH**



# KEMAHIRAN BERTUTUR

Galakkan anak anda untuk menggunakan bahasa Melayu dengan ayat yang lengkap dan gramatis.

Lengkap:

- Saya nak ke toilet.
- Saya hendak pergi ke tandas. ✓

Gramatis:

- Fitri saya punya kawan.
- Fitri saya kawan.
- Fitri kawan saya. ✓



# KEMAHIRAN MEMBACA

Pastikan bacaan anak anda jelas, lancar, lantang, bersebutan baku dan berintonasi.

Baca bersama-sama anak anda dan pastikan anak anda memahami bacaannya. Jelaskan kepadanya.

**Jelas:** bacaan dapat didengar dengan jelas.

**Lancar:** bacaan tidak tersekat-sekat.

**Sebutan baku:** BACA, bukan BACE

**Berintonasi:** bacaan perlu ada turun naik dan tinggi rendah.





# KEMAHIRAN MEMBACA

- Galakkan anak anda membaca sebuah buku cerita Melayu seminggu sekali.
- Pilih buku yang mudah dan bergambar.
- Siri Cepat Membaca- Bacalah Anakku



# KEMAHIRAN MENDENGAR

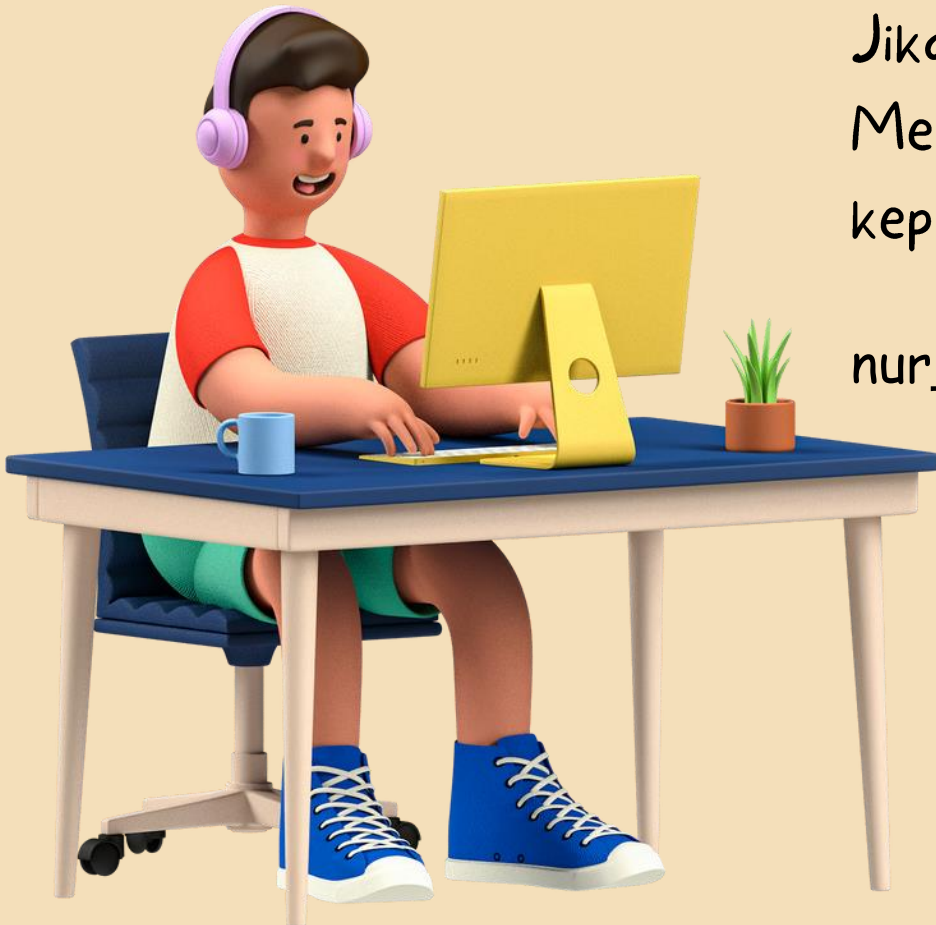
Bacakan sebuah cerita kepada anak anda, kemudian dapatkan anak anda untuk menceritakan semula kepada anda dengan menggunakan perkataannya sendiri ataupun tanyakan soalan berdasarkan cerita tersebut.



# TERIMA KASIH

Jika anda ingin menghubungi guru Bahasa Melayu anak anda, sila kirimkan e-mel kepada Cikgu Assyikin melalui e-mel:

[nur\\_assyikin\\_mohd\\_lais@schools.gov.sg](mailto:nur_assyikin_mohd_lais@schools.gov.sg)





- **Contact details: -**

Ms Tan Chia Chih (HOD Mother Tongue)

[tan\\_chia\\_chih@schools.gov.sg](mailto:tan_chia_chih@schools.gov.sg)

Tel: 64812273

Mdm Nur Assyikin Mohd Lais

[Nur\\_Assyikin\\_Mohd\\_Lais@schools.gov.sg](mailto:Nur_Assyikin_Mohd_Lais@schools.gov.sg)